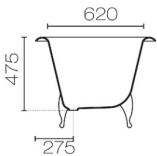
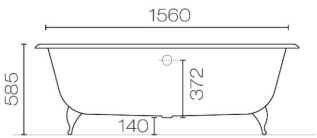
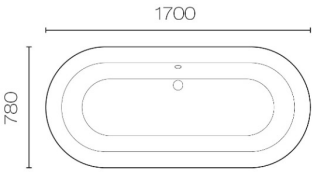




Dual 1700 Bath Painted

Code: DU1700PNTH

Brand	Mckinley
Origin	Portugal
Colour	Interior: White, Exterior & Feet: Paint colour of your choice
Finish	Gloss
Material	Cast Iron & Enamel
Width (mm)	1700
Depth (mm)	780
Height (mm)	585
Warranty	25 Years
Overflow	Yes
Waste Size	40mm
Waste Included	No
Capacity	190 L
Material	Cast Iron & Enamel
Approx Lead Time	2 weeks for painting exterior
Notes	Requires waste and overflow
Other Information	Requires feet (Painted & Chrome Plated feet available, please enquire for other plated finishes to match tapware \$POA)



Dual 1700 Bath Painted

Code: DU1700PNTH

Building Product Information Requirements (BPIR)

Manufacturer	Plumblineline
Building Code Clauses	B2 (Durability) B2.3.1 (c) / G13 (Foul Water) G13.3.1
Compliance Evidence	Clauses relating to this product are aimed at the installer. Please find comprehensive installation instructions on the product information page. The product is designed to enable the installer to comply with the building code. The product complies with the clause B2 (Durability) B2.3.1.
Condition of Use	For use in residential and commercial applications. Must be installed by a registered plumber or suitably qualified tradesperson and as per the installation instructions.
Version no.	1.0
Subject to a Warning	No

Scan to View
Product Online

